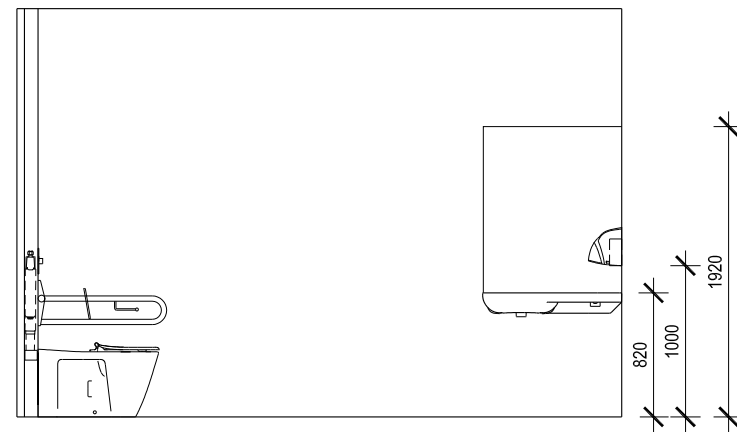
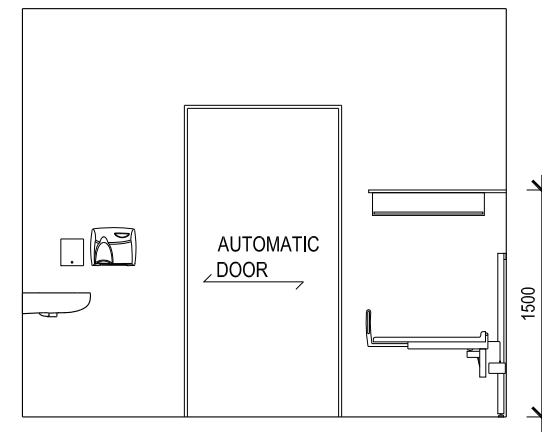


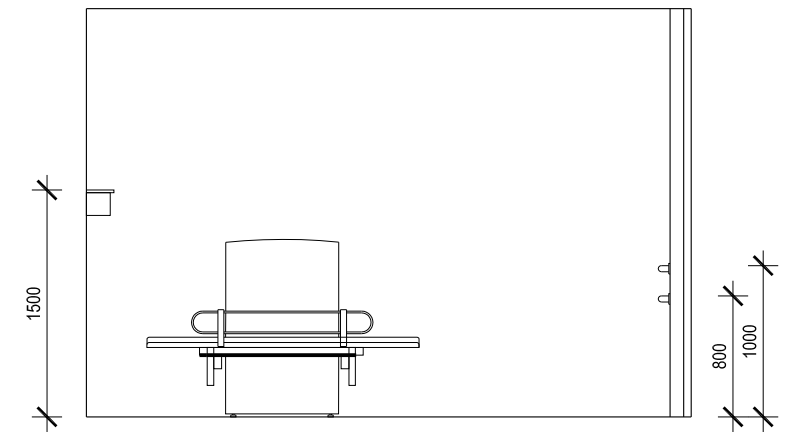
ELEVATION A



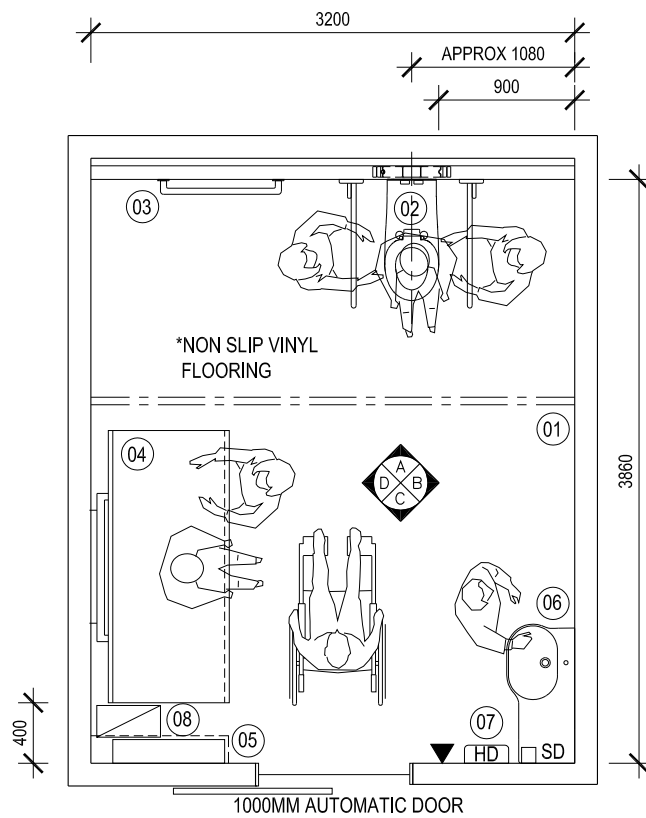
ELEVATION B



ELEVATION C



ELEVATION D



OPTION 1A
 RECTANGULAR CONFIGURATION
 WITHOUT SHOWER

- 01 ROOM COVERAGE HOIST
- 02 ACCESSIBLE WC INCL BACKREST AND LIFT UP GRAB RAILS
- 03 TWO 800MM LONG HORIZONTAL GRAB RAILS AT 800MM AND 1000MM ABOVE FLOOR LEVEL FOR ADJUSTING CLOTHES (WHILE PERSON HOLDS ONTO GRABRAIL)
- 04 ADJUSTABLE HEIGHT CHANGE TABLE, 1800MM LONG WITH SIDE SAFETY RAIL
- 05 DISPOSABLE CHANGE TABLE COVER DISPENSER WITH SHELF OVER
- 06 INTEGRATED WASH HAND BASIN
- 07 HAND DRYER
- 08 BIN
- ▼ AUTOMATIC DOOR CONTROL



REVISION	DATE
DATE AUGUST 2014	
SCALE 1:50	
DRAWING NO 12110 - DD01A	
PROJECT PROPOSED CHANGING PLACES ASSISTED CHANGE FACILITIES DESIGN OPTIONS	
TITLE DESIGN DEVELOPMENT OPTION 1A	