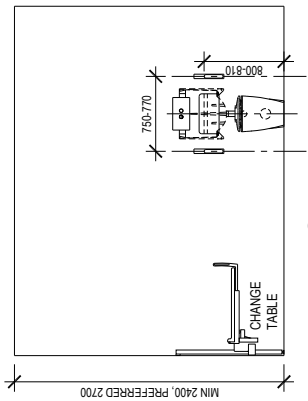
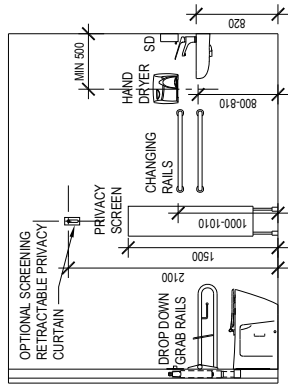


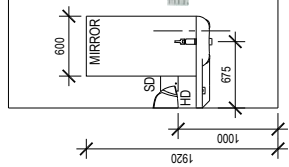
COPYRIGHT - ALL RIGHTS RESERVED
 THE INFORMATION CONTAINED HEREIN IS THE PROPERTY OF THE CONSULTANT AND IS NOT TO BE REPRODUCED, COPIED, OR TRANSMITTED IN ANY FORM OR BY ANY MEANS, ELECTRONIC OR MECHANICAL, INCLUDING PHOTOCOPYING, RECORDING, OR BY ANY INFORMATION STORAGE AND RETRIEVAL SYSTEM, WITHOUT THE WRITTEN PERMISSION OF THE CONSULTANT. THIS DRAWING IS THE PROPERTY OF THE CONSULTANT AND IS NOT TO BE REPRODUCED, COPIED, OR TRANSMITTED IN ANY FORM OR BY ANY MEANS, ELECTRONIC OR MECHANICAL, INCLUDING PHOTOCOPYING, RECORDING, OR BY ANY INFORMATION STORAGE AND RETRIEVAL SYSTEM, WITHOUT THE WRITTEN PERMISSION OF THE CONSULTANT.



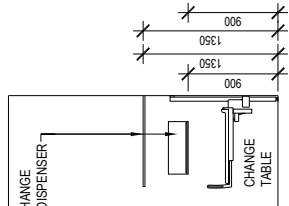
ELEVATION A



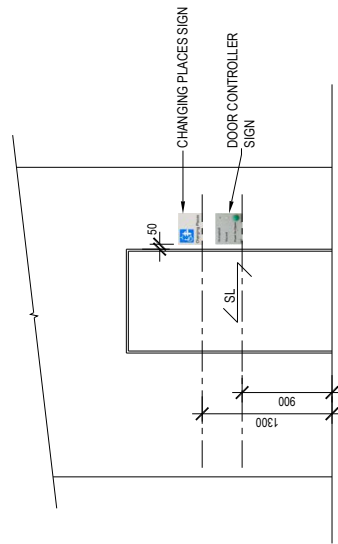
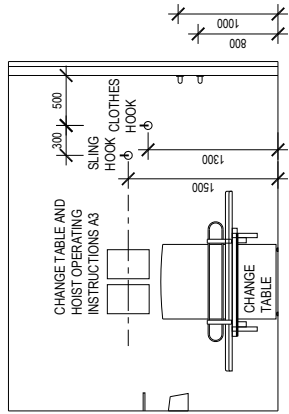
ELEVATION B



ELEVATION C

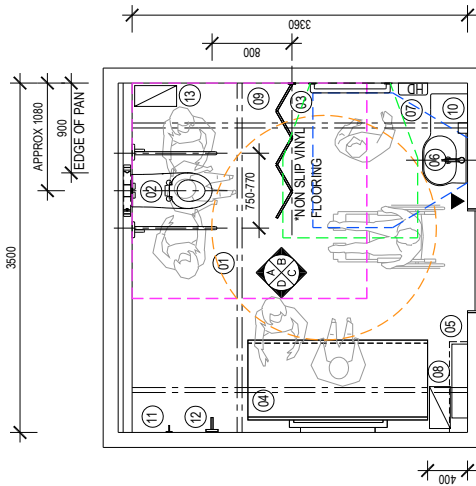


ELEVATION D

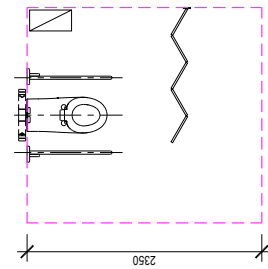


EXTERNAL DOOR ELEVATION

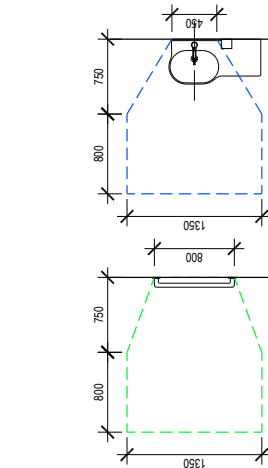
- 01 ROOM COVERAGE HOIST
- 02 ACCESSIBLE WC INCL. BACKREST AND DROP-DOWN GRAB RAILS
- 03 TWO 800MM LONG HORIZONTAL CHANGING RAILS AT 800MM AND 1000MM ABOVE FLOOR LEVEL
- 04 ADJUSTABLE HEIGHT CHANGE TABLE, 1800MM LONG WITH SIDE SAFETY RAIL
- 05 DISPOSABLE CHANGE TABLE COVER DISPENSER WITH SHELF OVER (OPTIONAL, REFER SPECIFICATION)
- 06 HAND WASH BASIN WITH INTEGRATED SHELF
- 07 HAND DRYER
- 08 INCONTINENCE PAD DISPOSAL BIN
- 09 RETRACTABLE PRIVACY SCREEN 1500MM LONG
- 10 SOAP DISPENSER
- 11 CLOTHES HOOK
- 12 LARGE SLING HOOK
- 13 SANITARY NAPKIN DISPOSAL BIN



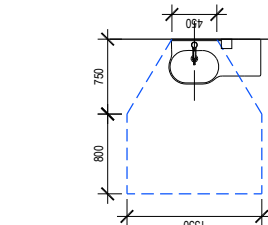
OPTION 1B
 SQUARE CONFIGURATION
 WITHOUT SHOWER



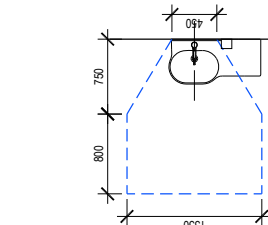
TURNING
 CIRCULATION SPACE



PAN
 CIRCULATION SPACE



CHANGING RAILS
 CIRCULATION SPACE



BASIN
 CIRCULATION SPACE

OPTION 1B DESIGN MAY 2017



Changing Places